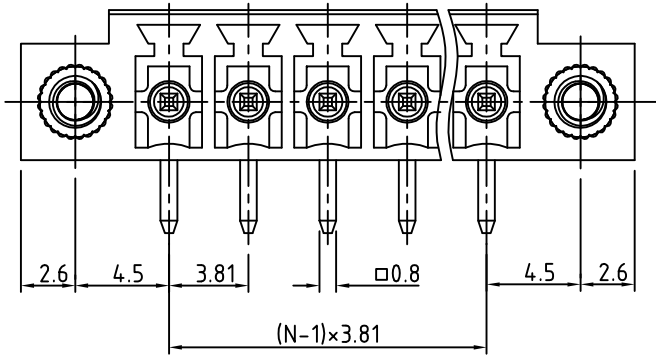


SIGN	DATE	DESCRIPTION	APPROVER
<i>THIS IS CAD DRAWING, DO NOT REVISE MANUALLY!!!</i>			



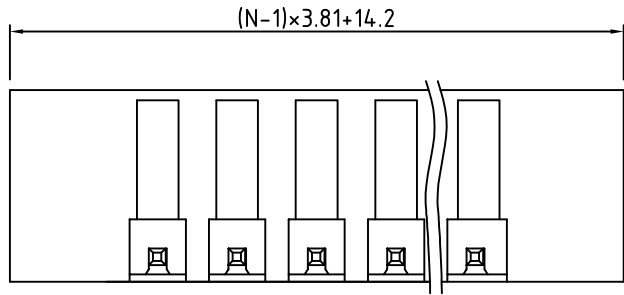
Material

- Terminal body
(contact pin): Brass(CuZn) Tin plated
- Flange screw nut: Brass M2.5
- Insulator (housing): Thermoplastic (UL94V-0)

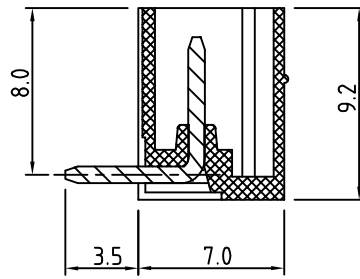
Electrical cULus/CSA/VDE

- Voltage rating: 300VAC/125VAC/125VAC
- Current rating: 10A/8A/10.5A
- Withstanding Voltage: 1.6KV/1.6KV/2.5KV
- Operating temperature: -30°C to +105°C
- Soldering temperature: 250°C±10°C/5 Sec
- Safety Approval:

RoHS Compliant



N=Number of poles



PART NUMBER:

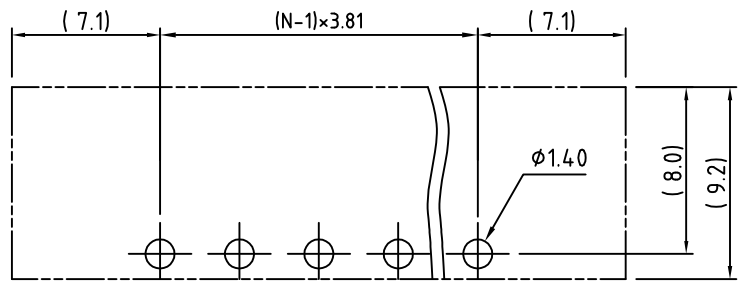
OSTOQXX3551

No. of Poles
02: 2 Poles
:
24: 24 Poles

COLOR

- 0: Black
- 5: Green (Standard)
- 6: Blue
- 8: Grey

P.C.B LAYOUT



THESE DRAWINGS AND SPECIFICATIONS ARE THE PROPERTY OF ON-SHORE TECHNOLOGY, INC. AND SHALL NOT BE REPRODUCED, COPIED OR USED IN ANY MANNER WITHOUT THE PRIOR WRITTEN CONSENT OF ON-SHORE TECHNOLOGY, INC.



TITLE		OSTOQ 3.81mm series w/flange right-angle 2p-24p				
PART NO.	OSTOQXX3551	DWG NO.		OSTOQXX3551.DWG		
APPROVED	CHECKED	DESIGNED	DRAWN	CUST NO.	Tolerance	
Shi Jun 2006.10.31	Marvin 2006.10.31	Marvin 2006.10.31	Marvin 2006.10.31		UNIT: mm	X. ±0.50
					SCALE: NONE	X.X ±0.30
				SHEET: 01/01	REV: G	X.XX ±0.10
						X° ±1°